

# HOW TO CONDUCT GREAT STUDENT INTERVIEWS

## 10 ideas from homeroom teachers to future teachers

What makes a good student interview? How can you tackle some of the main challenges? And how can you prevent some of the most frequent mistakes?


Here's the advice from teachers who shared their best strategies and tips.

### 1 Make them feel they can trust you



Be warm, watch your body language, make them feel they are in a safe place.

### 2 Get to know your students



Start with general personal questions that may be easy (and fun) for them to answer.

### 3 Let them talk



Be specific, go straight to the point, let them talk. If not you'll probably lose them.

### 4 Help them express their emotions




Kids may cry or act angry. Calm them down and help them express their emotions.

### 5 See the positive



Always include something positive, and turn the negative into an opportunity for growth.

### 6 Focus the conversation




Focus on 1 or 2 key points. Don't try to cover all the problems.

### 7 Empathize




Normalize whatever the situation is. Tell them "As a kid, that also happened to me".

### 8 Help them take responsibility



If they blame others, empower them and say "You're old enough, you can do this".

### 9 Teamwork



Let your student know you'll help them achieve their goals and solve the problem.

### 10 Build a relationship



Any conversation will work best if there's already a relationship of trust and respect.

Information source:

Interviews with in-service teachers: Ilse Altermatt; Margaret Harbison; Antonia Ortega; Andrea Valdivieso. August 2020.

Recurso realizado en el marco de los Proyectos de Innovación y Fortalecimiento de la Docencia, del Centro de Innovación Docente, Universidad del Desarrollo.